



## Requirements for Textiles

### 1. Textile Care Label Requirements:

#### Sewn in Care Label Requirement

Material/Size/Color:

White satin.

82mmx48mm

Main woven label in Loop Fold finish

Cool Grey 7C printing, written in English

Label sewn in securely.



Label Content:

Front:

The applicable Care Label Logo

FRONTGATE<sup>®</sup> or grandinroad.

(located at the top of label)

Inclusive of register marks as shown

**Material content %** (located at the top of label)

**Product Size** -if applicable- Example: L (for Large)

Made In at the bottom. Made in \_\_\_\_\_

Back:

Washing instructions (located middle/ center)

Any non-chlorine bleach or no brightener statement

Drying instructions

**\*\*If bedding then there must be an additional sewn in SIZE label** (can be paper or tyvek) that states "K" for King etc.\*\*

Location of this label is directly next to the sewn in care label

K

**\*\*If your item is classified as an "item of fill" it must have a compliant law label. For information and assistance with law label compliance please click the link below.**

[Law Label Info](#)

OR

"International Association of Bedding and Furniture Law Officials (IABFLO) web site"

## 2. Law Label Requirements- For “Items of fill” (Bedding, Upholstery, Pet beds)

Bedding regulation is handled at the State level, rather than the Federal level. This means that products will have to follow the individual state regulations

### **Per the Ohio Dept of Commerce, Division of Industrial Compliance, Chapter 3713:**

“Bedding” means “any upholstered furniture filled with material, any mattress, upholstered spring, comforter, bolster, pad, cushion, pillow, mattress protector, quilt, and any other upholstered article, to be used for sleeping, resting, or reclining purposes, any glider, hammock, or other substantially similar article which is wholly or partly upholstered.

For additional information please visit the Ohio Administrative Code website below

<http://codes.ohio.gov/orc/3713>

### **I. The item(s) must have a Law Label**

The purpose of the Law Label in the U.S. is to inform the consumer of the hidden “filling materials”. Each item is to contain a Law Label. This Law label requirement applies to ANY manufacturer in the world - who manufactures covered products that will be sold in the U.S. - by ANY company in the world.

### **II. The Law Label must have a Universal Registration Number**

This isn't to be confused with a Federal Registration Number (**RN**) provided to businesses who manufacture, import, distribute, or sell products covered by the Textile, Wool, and Fur Acts where you can use this RN on product labels in lieu of a company name.

The Universal Registration Number (**URN**) is state regulated and is required for “items of fill.” It exists to identify the manufacturer and location of products. Each item is required to contain a Law Label and each Law Label is to hold your URN.

Click link below to download the Ohio Department of Commerce annual license application

<http://www.com.state.oh.us/dic/Documents/BeddingApplication32906.pdf>

### **III. You must register**

The law requires that **manufacturers** be registered and active in all states (1) where products will be sold (2) if those states require registration. Cinmar as a direct marketing company sell to all states. Presently, 15 states require registration. Therefore, you as a manufacture must register in all 15 states.

<b>LAW LABEL : <i>Registration Required</i></b>		
<ul style="list-style-type: none"><li>• Ohio - <i>requires testing</i></li></ul>	<ul style="list-style-type: none"><li>• New York</li></ul>	<ul style="list-style-type: none"><li>• Rhode Island</li></ul>
<ul style="list-style-type: none"><li>• Connecticut</li></ul>	<ul style="list-style-type: none"><li>• North Carolina</li></ul>	<ul style="list-style-type: none"><li>• Texas</li></ul>
<ul style="list-style-type: none"><li>• Delaware</li></ul>	<ul style="list-style-type: none"><li>• Oklahoma</li></ul>	<ul style="list-style-type: none"><li>• Utah</li></ul>
<ul style="list-style-type: none"><li>• Detroit(MI)</li></ul>	<ul style="list-style-type: none"><li>• Pennsylvania</li></ul>	<ul style="list-style-type: none"><li>• Virginia</li></ul>
<ul style="list-style-type: none"><li>• California</li></ul>	<ul style="list-style-type: none"><li>• West Virginia</li></ul>	
<ul style="list-style-type: none"><li>• Massachusetts</li></ul>		

**\*\*Manufacturers items of “fill” must be lab tested in Ohio at your expense and must contain a Law Label.\*\***

## Law Label Requirements Continued

\*\*Universal Law labels can be produced to satisfy all requirements of each state.\*\*

Your item of "fill" **must be lab tested** in Ohio at your expense and **must contain a Law Label**.

(Universal Law labels can be produced to satisfy all the different requirements of each state).

**CONTACT OHIO FIRST** (614) 644-2236

Ohio Chamber of Commerce: <http://www.com.state.oh.us/dic/diclaws.htm#Bed>

License Requirements: <http://codes.ohio.gov/oac/4101%3A6-1-03>

Law Label Requirements: <http://codes.ohio.gov/oac/4101%3A6-1-05>

[http://abflo.info/usa\\_labels/bedding\\_furniture\\_files/USAULL%20Bedding%20Furniture.pdf](http://abflo.info/usa_labels/bedding_furniture_files/USAULL%20Bedding%20Furniture.pdf)

[http://www.com.state.oh.us/dic/Documents/UniformLawLabels\\_000.pdf](http://www.com.state.oh.us/dic/Documents/UniformLawLabels_000.pdf)

To Register in Ohio: <http://www.com.state.oh.us/dic/Documents/BeddingApplication32906.pdf>

Submitting samples for testing: [ohiobedding@com.state.oh.us](mailto:ohiobedding@com.state.oh.us)

**Once approved in Ohio you must contact the 14 remaining states to seek acceptance of your Ohio URN**

Contact information can be found on this link:

(IABFLO) International Association of Bedding and Furniture Law Officials: <http://abflo.info/>

### IV. FLAMMABILITY

Flammability MUST be noted on the bottom of the LAW LABEL

Text Must Contain: *This item complies or does not comply to and* then reference the appropriate standard for which it was tested and found to pass or fail.

***\*\*Manufactures are responsible for being up to date with U.S. Federal and all applicable State Laws, rules and regulations surrounding their product. The Responsibility lies with the manufacture of the product to be up to date with such requirements. Therefore, while we have provided some helpful links within in an effort to assist, your product may or may not be limited to those listed.\*\****

Links with regard to "Items of fill" and/or Flammability Requirements:

Bureau of Home Furnishings and Thermal Insulation: [http://www.bhfti.ca.gov/about/about\\_bhfti.shtml](http://www.bhfti.ca.gov/about/about_bhfti.shtml)

U.S. Consumer Product Safety Commission: <http://www.cpsc.gov/>

Upholstery: Flame/Cigarette tests- **CA Tech Bulletin 116/117**

<http://www.bhfti.ca.gov/industry/116.pdf>

<http://www.bhfti.ca.gov/industry/117.pdf>

Mattress pads, Futons Consumer Bedding Flammability **16 CFR Part 1632/33**

[http://www.access.gpo.gov/nara/cfr/waisidx\\_04/16cfr1632\\_04.html](http://www.access.gpo.gov/nara/cfr/waisidx_04/16cfr1632_04.html)

<http://www.cpsc.gov/businfo/testmatt.pdf>

<http://www.cpsc.gov/BUSINFO/labmanual.pdf>

<http://www.cpsc.gov/businfo/frnotices/fr06/mattsets.pdf>

Blankets, Rugs, Clothing: Flammability of Fabric/clothing **16 CFR 1602- 1632**

[http://www.access.gpo.gov/nara/cfr/waisidx\\_03/16cfrv2\\_03.html](http://www.access.gpo.gov/nara/cfr/waisidx_03/16cfrv2_03.html)

<http://www.cpsc.gov/BUSINFO/8004.html>

<http://www.cpsc.gov/BUSINFO/frnotices/fr08/cflammtxt.pdf>

Top of Bed/Comforters, pillows Flame Resistance/filled bed clothing- **CA Tech Bulletin 604**

[http://www.bhfti.ca.gov/industry/tb604\\_final\\_draft.pdf](http://www.bhfti.ca.gov/industry/tb604_final_draft.pdf)

### 3. Textile Packaging Requirements

#### **Bag or Retail Box** : Material/Size/Color Requirements


- Clear, 2 mil minimum, (vinyl is preferred) gusset poly bag OR a retail box
- Sized to fit your folded item
- Poly bag must have Self Adhesive, tuck flap, snap or zip closure
- **No use of tape closure**



Tuck Flap



Vinyl w /Snap



Vinyl w /Zipper



Retail Box

#### **Bag or Retail Box Content:**

##### **- Front:**

- The Frontgate or grandinroad package Logo
- Logo sized to ½ the bag width
- Do not distort. Enlarge only.
- Placement: Centered horizontal, vertically “just above” center (top 1/3 of the bag)
- Logo Color: Cool Grey 7C

##### **- Back:**

- Suffocation warning is to be printed at bottom edge, centered.

**Additional Labeling Requirements:** By law please note the following must be present on the bag or the specialty box so it is *available to the consumer at the point of sale*: This is often done by way of J board, story card or sticker to the retail bag or retail box:

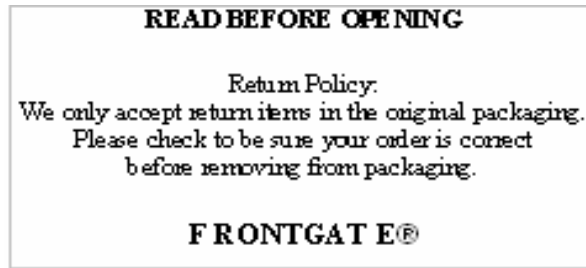
- Short “care” description, as in a statement “*machine wash*” or “*dry clean only*”
- what the item is made of
- where it is manufactured
- If apparel, it must have the size as in “size: L” for Large.
- If the item is a blanket, towel, sheet set, rug etc., actual product size must also be listed Ex: (Queen : 60” x 80”)

*\*\*For polybags or retail box: Our required Item Number Sticker can be utilized. Example below:*



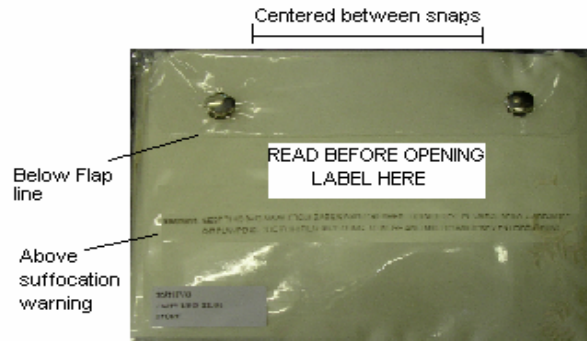
## 4. Bedding Specific Packaging Requirements

ALL bedding- (inclusive of sheeting) **MUST** include the packaging label below



Placement of the packaging label is **not to obstruct** any Frontgate or grandinroad logo graphics or any other graphics on the bag or box. Ideal placement is at the opening area of the bag or box **in clear view but NOT obstructing the opening area.**

**\*\* If a Snap Closure Bag** is used place the label centered between snaps just below the bag closure. Also please note, suffocation warning is to be printed below the READ BEFORE OPENING label. \*\*



**\*\*Prior to implementation of "read before opening label" please send a picture of placement to your Cinmar QA Specialist. \*\***

**\*\*If Vinyl Zipper bags are used:** Keep the backing on the sticker; punch a hole in the corner of the READ BEFORE OPENING LABEL. Lace a cable tie through the hole in the label and then "through the eyes" of BOTH zippers. \*\*



Cable tie spec- 4" general purpose, white/clear, tamper proof (locks tightly, won't stretch or slide).



Note: pull the cable tie tight leaving only enough slack to where (1) label is not compromised at the hole punch area and (2) a customer can fit the tips of a pair of scissors in to cut.

**\*\*Prior to implementation of "read before opening label" please send a picture of placement to your Cinmar QA Specialist. \*\***